

BV39-6666M-PN10/PN16

Clapet anti-retour à battant avec ressort, montage "sandwich" entre brides PN10/16

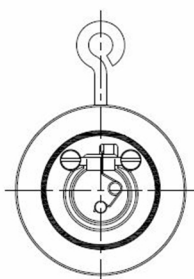
Norme d'écartement: Standard d'usine



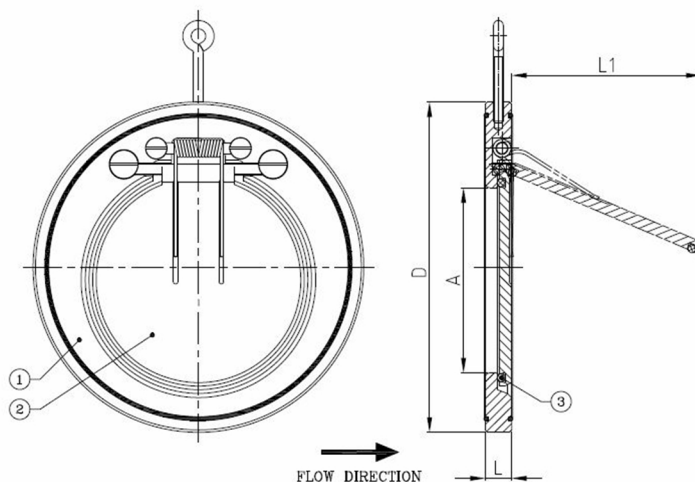
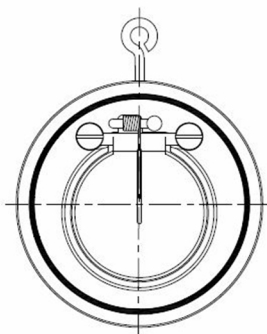
N° d'article	Réf. Belven
39307700032	BV39-6666M-PN16-DN032
39307700040	BV39-6666M-PN16-DN040
39307700050	BV39-6666M-PN16-DN050
39307700065	BV39-6666M-PN16-DN065
39307700080	BV39-6666M-PN16-DN080
39307700100	BV39-6666M-PN16-DN100
39307700125	BV39-6666M-PN16-DN125
39307700150	BV39-6666M-PN16-DN150
39307700200	BV39-6666M-PN16-DN200

DN150–DN300

DN32–DN40



DN50–DN125



DN/Pouce	L	D	A	L1	Cl. press.	Poids(kg)
DN032 (1 1/4")	15	85	18	22	PN16	0,60
DN040 (1 1/2")	16	95	22	25	PN16	0,80
DN050 (2")	14	109	32	37	PN16	0,90
DN065 (2 1/2")	14	129	40	50	PN16	1,20
DN080 (3")	14	144	54	61	PN16	1,50
DN100 (4")	18	164	70	77	PN16	2,40
DN125 (5")	18	195	92	98	PN16	3,30
DN150 (6")	20	220	112	120	PN16	4,60
DN200 (8")	22	275	154	160	PN16	7,70

Item 1	Item 2	Item 3
Matériau Corps	Matériau Clapet	Matériau Siège
Acier inoxydable : 1.4408 (CF8M)	Acier inoxydable : 1.4408/1.4581 (CF8M/AISI 316Nb)	METAL